



CERTIFICATION OF THE CANVASSING BOARD  
EMERGENCY MANAGEMENT SYSTEM  
PROPOSITION # 1  
SKAGIT COUNTY, WASHINGTON  
AUGUST 7, 2012 PRIMARY ELECTION

STATE OF WASHINGTON )  
                                  SS  
COUNTY OF SKAGIT )


We the undersigned being the officers designated by law as constituting the Skagit County Canvassing Board, have completed our canvass of the votes as it pertains to the Emergency Management System Proposition #1 in Skagit County, Washington, held within the boundaries of said District on August 7, 2012. The total number of active registered voters in the District was 65,084, inactive voters 5,665; the number of ballots cast was 26,165: the results are as follows:


|                        |        |        |
|------------------------|--------|--------|
| PROPOSITION, YES ..... | 20,796 | 79.48% |
| PROPOSITION, NO .....  | 5,369  | 20.52% |


The canvass having been completed this August 21, 2012

SKAGIT COUNTY CANVASSING BOARD

**NOTE: THIS MEASURE PASSED**


  
\_\_\_\_\_  
County Auditor/Designee

  
\_\_\_\_\_  
Chairman of County Commissioners/Designee

  
\_\_\_\_\_  
Prosecuting Attorney/Designee

**AFFIDAVIT**

I do solemnly swear that the above are the full, true and correct returns of the Emergency Management System Proposition #1, involved in the above election and that they have in nowise been altered by additions or erasures and that they are the same as when they were deposited in my office.

  
\_\_\_\_\_  
Skagit County Auditor

## Reconciliation Report

County Name: **Skagit County**

Election Date: **8/7/2012**

|                                   |              |                                      |                               |               |
|-----------------------------------|--------------|--------------------------------------|-------------------------------|---------------|
| <b>Active</b> registered voters   | <b>65084</b> | <b>Overall ballot reconciliation</b> | Total ballots <b>received</b> | <b>29,589</b> |
| <b>Inactive</b> registered voters | <b>5665</b>  |                                      | Total ballots <b>counted</b>  | 29349         |
| <b>Total</b> registered voters    | 70749        |                                      | Total ballots <b>rejected</b> | 240           |
| <b>Credited</b> voters            | 29349        |                                      | <b>Not reconciled</b>         | <b>0</b>      |

| <b>Voter Category Reconciliation Detail</b>  |               |  |                           |   |                                    |
|--|---------------|--|---------------------------|---|------------------------------------|
| <b>Ballot Categories</b>   | <b>Issued</b> | <b>Returned (include provisionals from other counties)</b> | <b>Accepted / counted</b> | <b>Rejected (include provisionals sent to other counties)</b> | <b>Ballot category discrepancy</b> |
| <b>Ballot category totals</b>  | 436           | 93   | 93                        | 0   | <b>0</b>                           |
| UOCAVA   | 427           | 89   | 89                        | 0   | 0                                  |
| Federal write-In   | n/a           |  |                           |   | 0                                  |
| Provisional  | 0             | 0  | 0                         | 0   | 0                                  |
| Ballots cast on DRE's  | 0             | 0  | 0                         | 0   | 0                                  |
| <b>All other ballots</b> not reported above (include Regular & ACP)  | 9             | 4  | 4                         | 0   | 0                                  |
| <input checked="" type="checkbox"/> <b>Yes</b> <input type="checkbox"/> <b>No</b> <b>Are both the Overall ballot reconciliation and total Ballot category discrepancy cells showing zero?</b><br>If not, attach an explanation of the discrepancies and/or the process followed to resolve the discrepancies per WAC 434-262-060, 434-262-070 and 434-262-100. |               |  |                           |   |                                    |

| <b>Additional information requested by the Secretary of State</b>   |    |
|---|----|
| Of the ballots accounted for above, how many were returned by email or fax?   | 10 |
| Of the ballots accounted for above, how many were from MyBallot, another online program, or a pdf sent from the county? | 10 |
| AutoMark counties: Please enter an estimate of voters using the AutoMark in the box to the right.                       |    |